EVACUATION DRILLS 2026

2026-11-12

WHAT?	Evacuation drills. Legal obligation.
WHO?	Everyone. Guidance required from the entire hierarchy and HSE representatives.
HOW?	- Exit the building quickly but without haste by the most accessible and less congested routes. - Gather around the nearest assembly point.
WHEN?	See planning.

Appendices:

- Instructions
- Planning
- Assembly points maps

EVACUATION DRILLS
Instructions

Ladies and gentlemen,

Each year, in compliance with legal requirements, the SLCI (*), SiCPP and SPS organise evacuation drills.

To ensure the effectiveness of these drills, we ask the entire hierarchy (SH, RO, professors, lecturers, etc.) to guide all personnel and students by ensuring that the items below are followed:

1. **Everybody must join the drills.**
2. **Turn off** all appliances needing monitoring (electrical and all those working on gas).
3. **Take away** all personal items (in case of real evacuation, re-entering buildings will be forbidden).
4. **Use all emergency exits**  to avoid congestion at the exits.
5. **Do not use elevators**, use stairways only.
6. **Remain** clear of all building exits in order not to hinder the evacuation flow.
7. **Gather** around the nearest assembly point  (see maps) and **check** that nobody is missing.
8. **Record** the time frame between the start of the drill and the last person arriving on the gathering area and inform the SLCI (*).
9. **Report** to SLCI (*) all anomalies encountered during the drills.
10. **Report** to SLCI (*) all person encountering difficulties to move during the drills, with exact identification of building, level and room normally used by the person.

We remain at your disposal for more information on this subject, and hope for your full collaboration.

Best Regards,

SLCI,
SiCPP,
SPS

(*) SLCI: *Service de lutte contre l'incendie* (Firefighting service) – email: slci@ulb.be

EVACUATION DRILLS
Planning 2026

SOLBOSCH	**Monday 23/11/2026** Buildings: DE1 (ex-R) - A/W - A/X - A/Y- A/Z - P1 - P2 - P3 - P4 - K.
SOLBOSCH	**Tuesday 24/11/2026** Buildings: BL105 to BL153 - D - U/A - U/B - U/C - U/D.
SOLBOSCH	**Wednesday 25/11/2026** Buildings: NA/NB - J - F1 student residences - F1 shops - F2.
SOLBOSCH	**Thursday 26/11/2026** Buildings: DE31 - DE15 - G (nursery) - T1.
SOLBOSCH	**Friday 27/11/2026** Buildings: L - H - S - R (ex R42) - RT17 to RT41 - VA4 - VA5.
SOLBOSCH	**Monday 30/11/2026** Buildings: JE52 to JE60 - B - C - E (ex E1) - O - M - V.
PLAINE	**Tuesday 01/12/2026** Buildings: A - B/C - FORUM - MA - N/O - T - J (Jefke) - V - P15.
ERASME	**Wednesday 02/12/2026** Buildings: A - B - C - D - F - G/E - J - student residences - M - N - O.
ERASME	**Thursday 03/12/2026** Buildings: T - U - W - Museum of Medicine - GOLF - EPIV.
GOSSELIES	**Friday 04/12/2026** Buildings: IBMM - Biopôle - Point Centre.
FLAGEY	**Monday 07/12/2026**
ETTERBEEK U SQUARE	**Tuesday 08/12/2026**
BEL AIR	**Wednesday 09/12/2026**
TOURNAI SOLVAY JARDIN MASSART	**Thursday 10/12/2028**

EVACUATION DRILLS
Assembly Points Maps

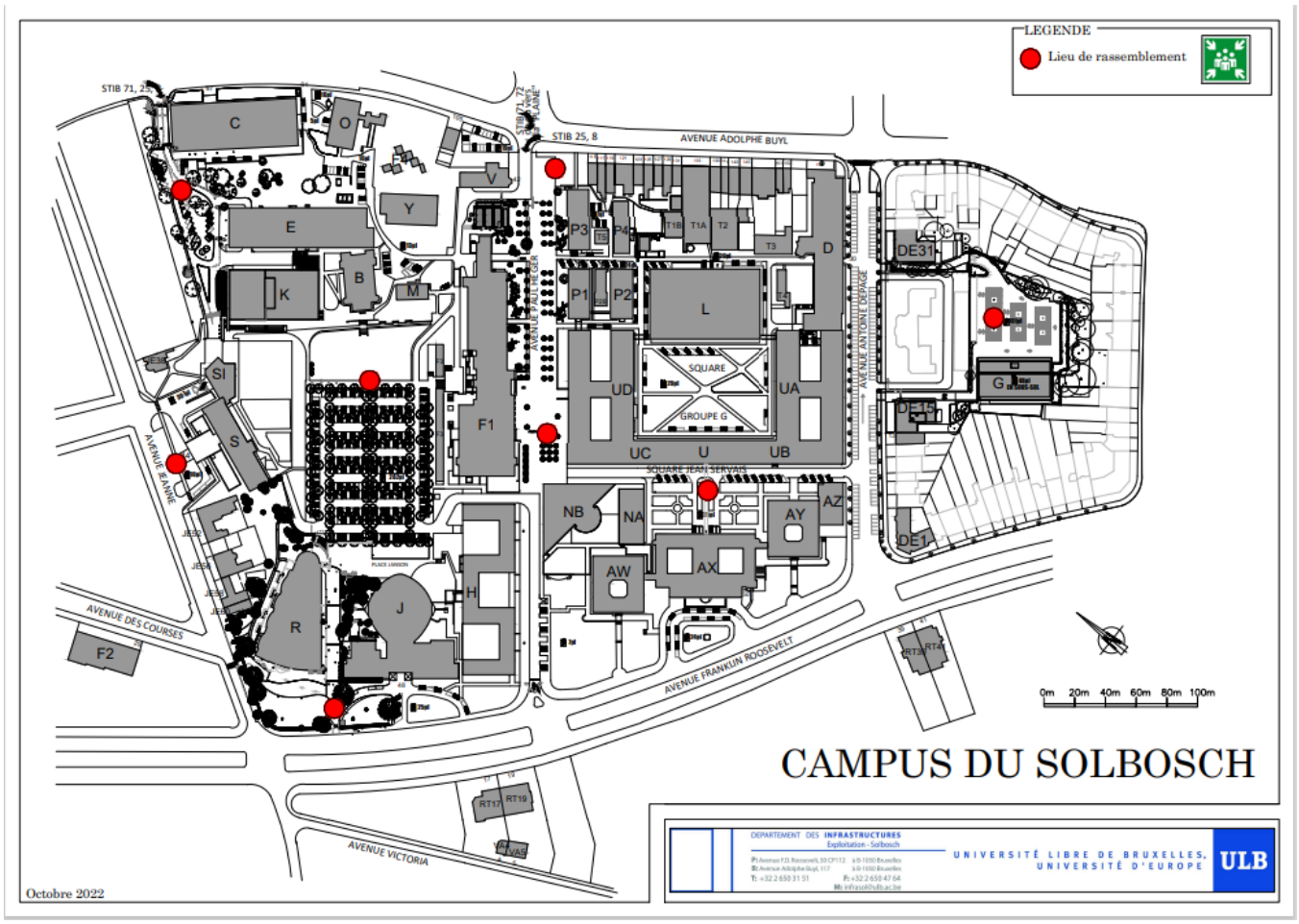

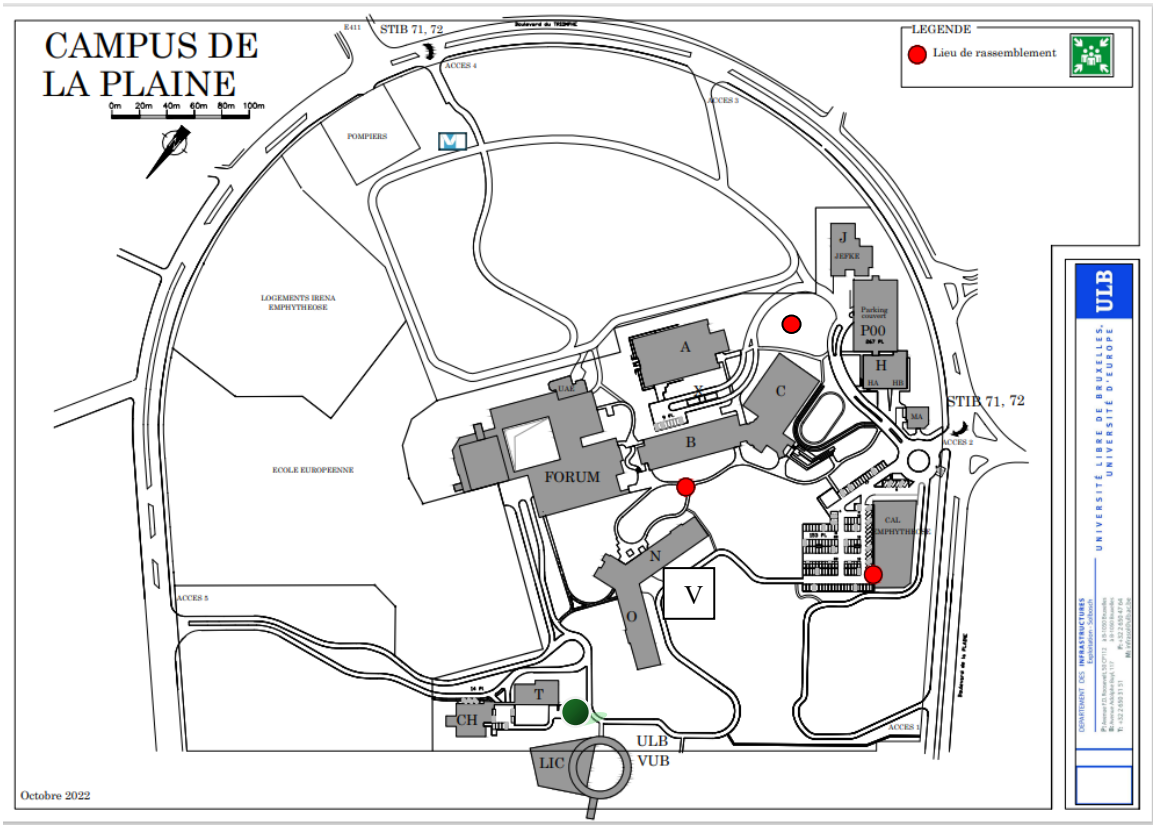

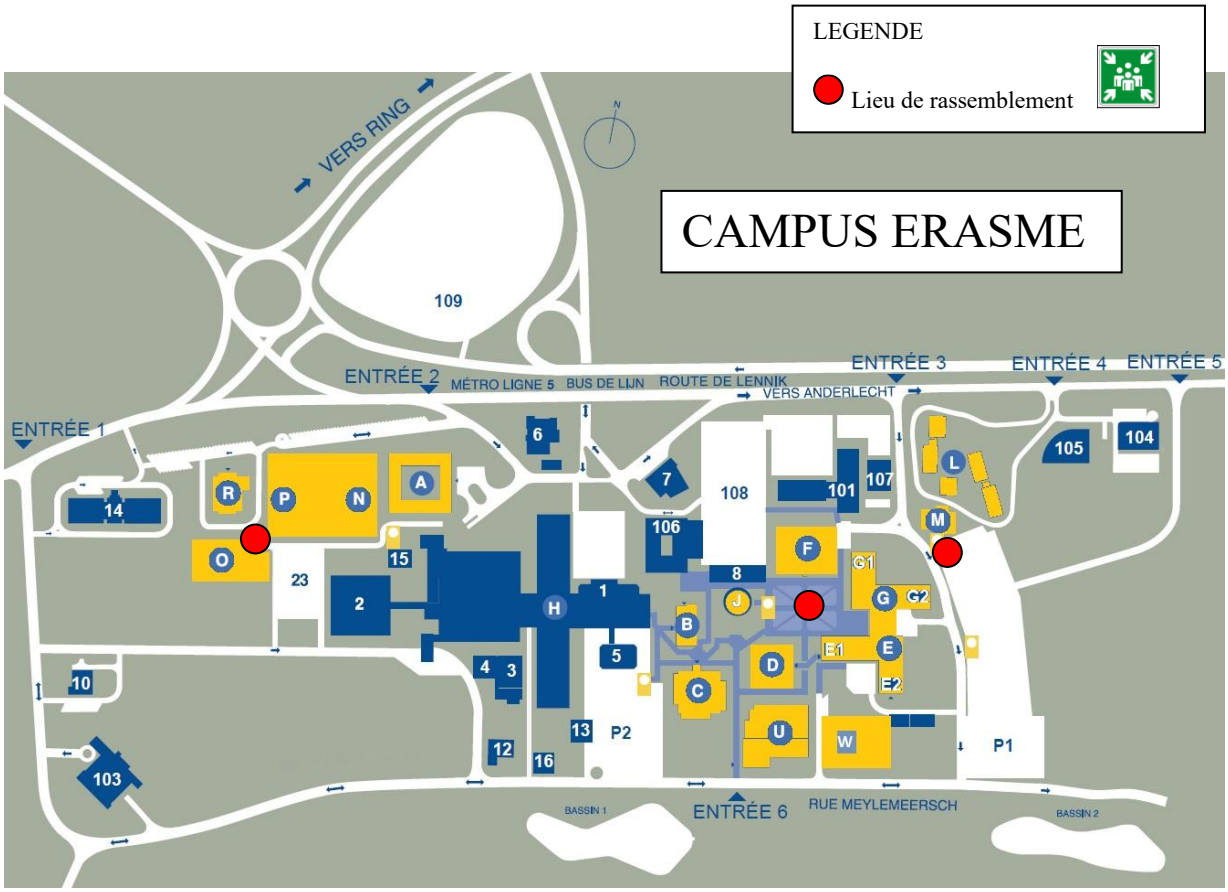

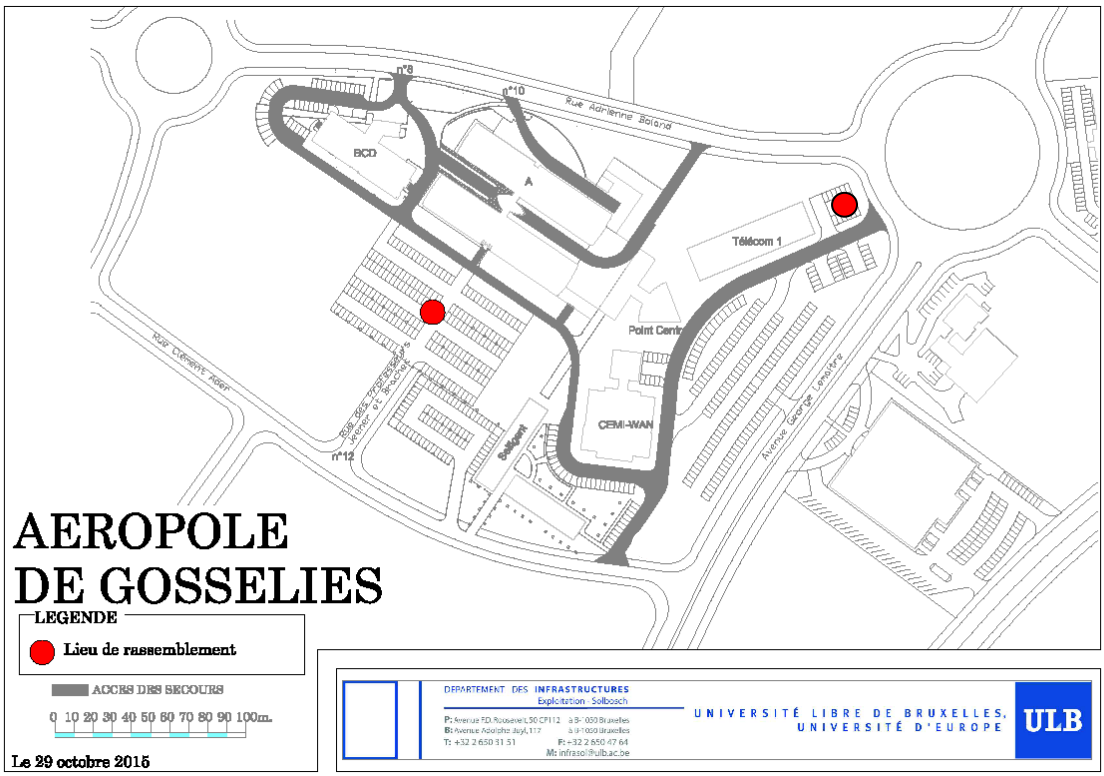

- FLAGEY: no officially designated assembly point, but the most logical place is Eugène Flagey Square, provided the crossing of the street is secure.
- GOLF, BEL AIR, U SQUARE: no officially designed assembly point.